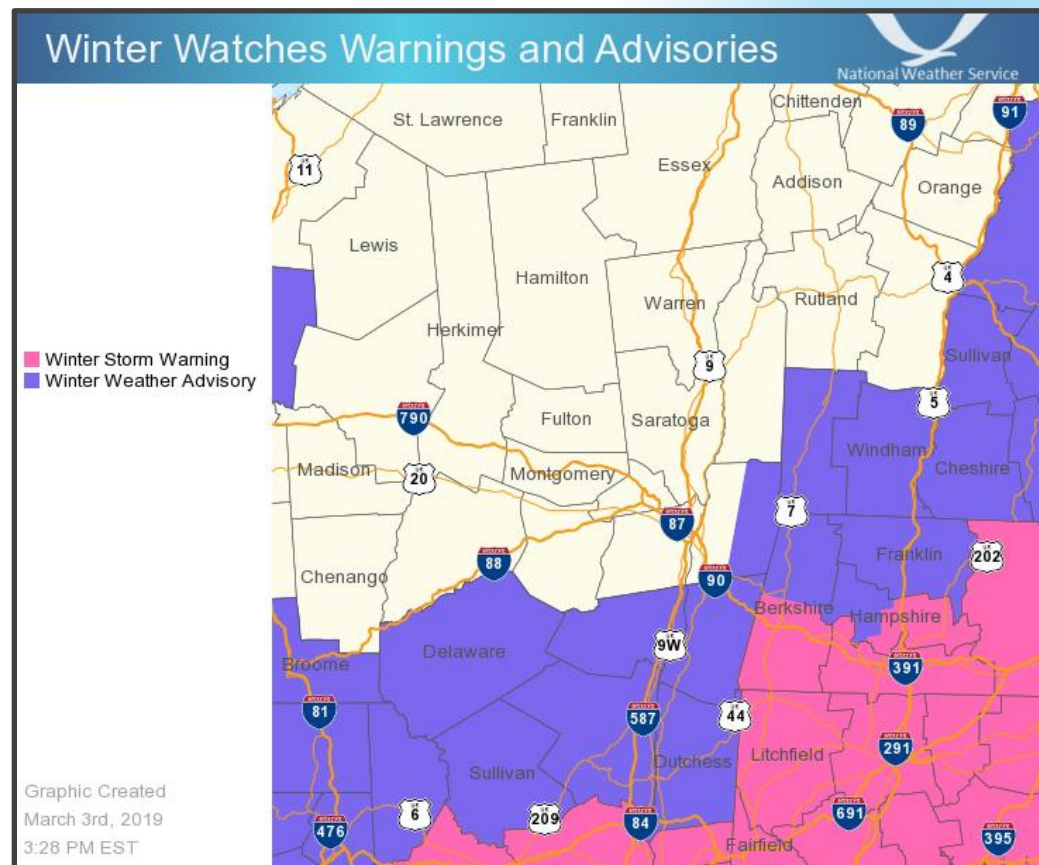


# Accumulating Snow: This Evening Through Early Monday Morning



## Decision Support Briefing # 5 As of: 430 PM March 3, 2019

### What Has Changed?

- ✓ Winter Storm Warning for southern Berkshire County in MA
- ✓ Winter Weather Advisories for southern Vermont and eastern Rensselaer County NY



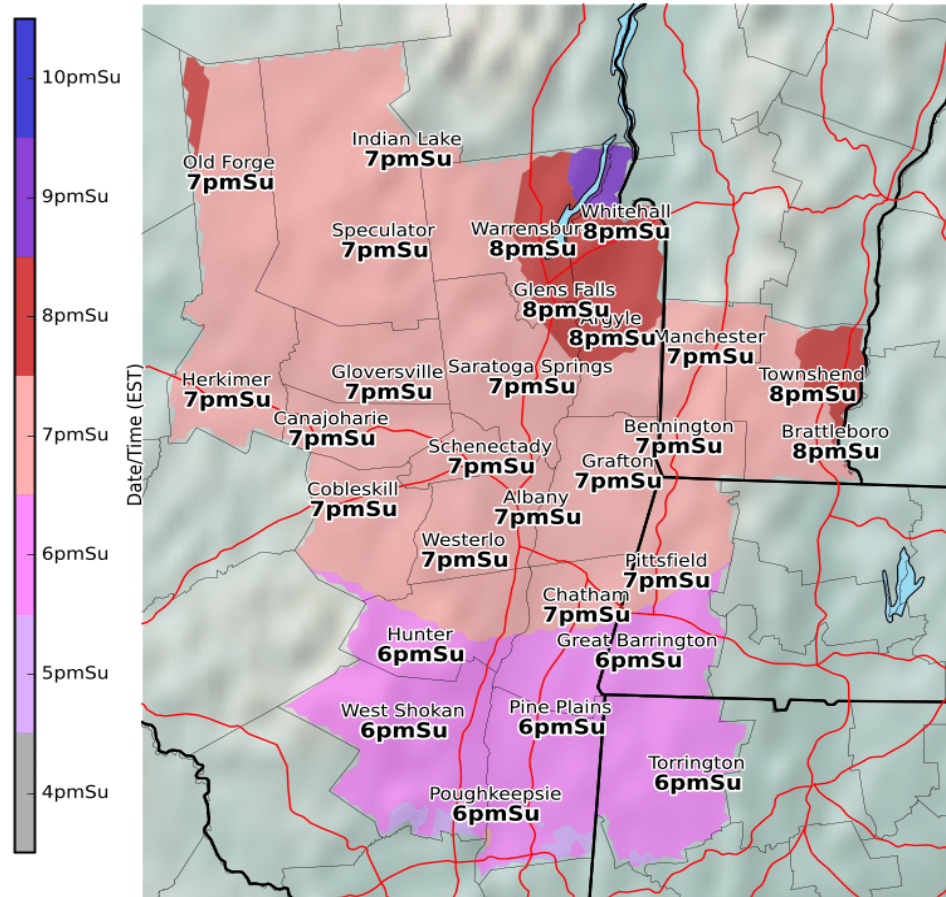
## Main Points

Hazard	Impacts	Location	Timing
<b>Moderate to Heavy Snow</b> 	<b>Hazardous travel due to snow covered roadways, impacting the Monday morning commute</b>	<b>Litchfield County CT and southern Berkshire County MA</b>	<b>This evening through early Monday morning</b>
<b>Light Snow</b> 	<b>Slippery driving conditions due to snow covered roadways, impacting the Monday morning commute</b>	<b>East-central NY, southern VT and northern Berkshire County MA</b>	<b>This evening through early Monday morning</b>

## Most likely time of winter precipitation onset

### Winter Precipitation Onset Time

Valid: 03/03/2019 09:00 AM - 03/04/2019 01:00 PM



**National Weather Service**  
Albany, New York

03/03/2019 02:51 PM EST

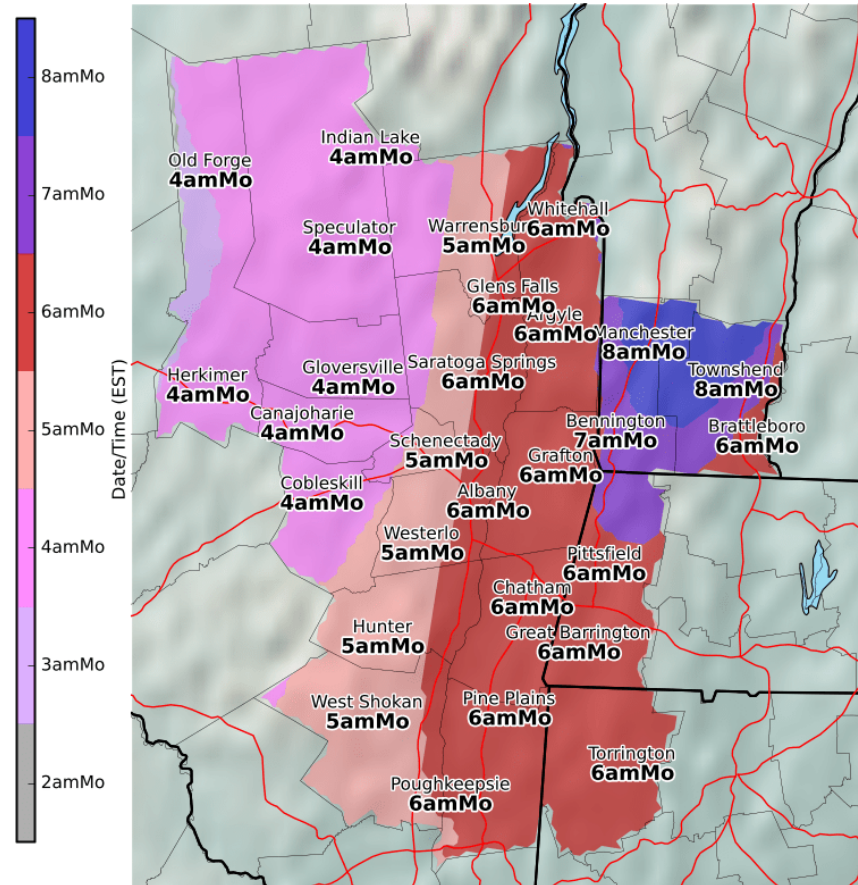
**Follow Us:** [weather.gov/Albany](https://www.weather.gov/Albany)



## Most likely time of winter precipitation ending

### Winter Precipitation End Time

Valid: 03/03/2019 09:00 AM - 03/04/2019 01:00 PM



National Weather Service  
Albany, New York  
03/03/2019 02:51 PM EST

Follow Us:   
[weather.gov/Albany](http://weather.gov/Albany)

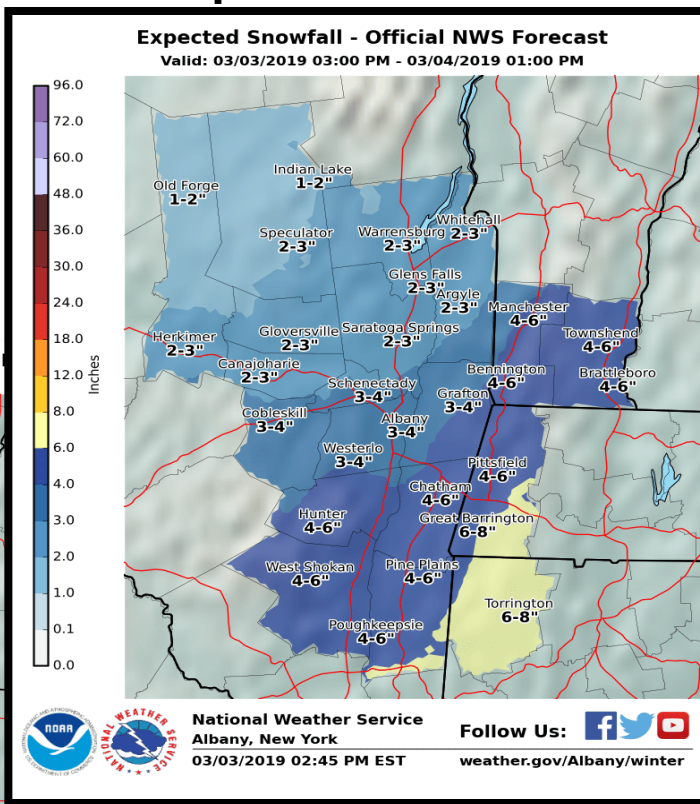
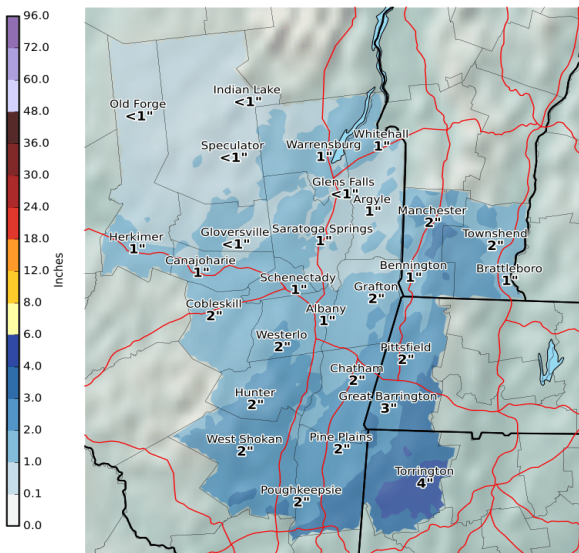
# Probabilistic Snowfall Forecast

## Expected Snowfall

### Low End Amount

#### Low End Amount - 9 in 10 Chance (90%) Of Higher Snowfall

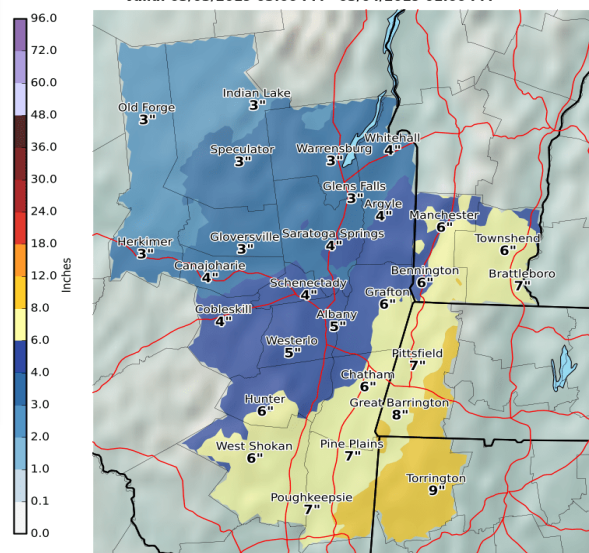
Valid: 03/03/2019 03:00 PM - 03/04/2019 01:00 PM



### High End Amount

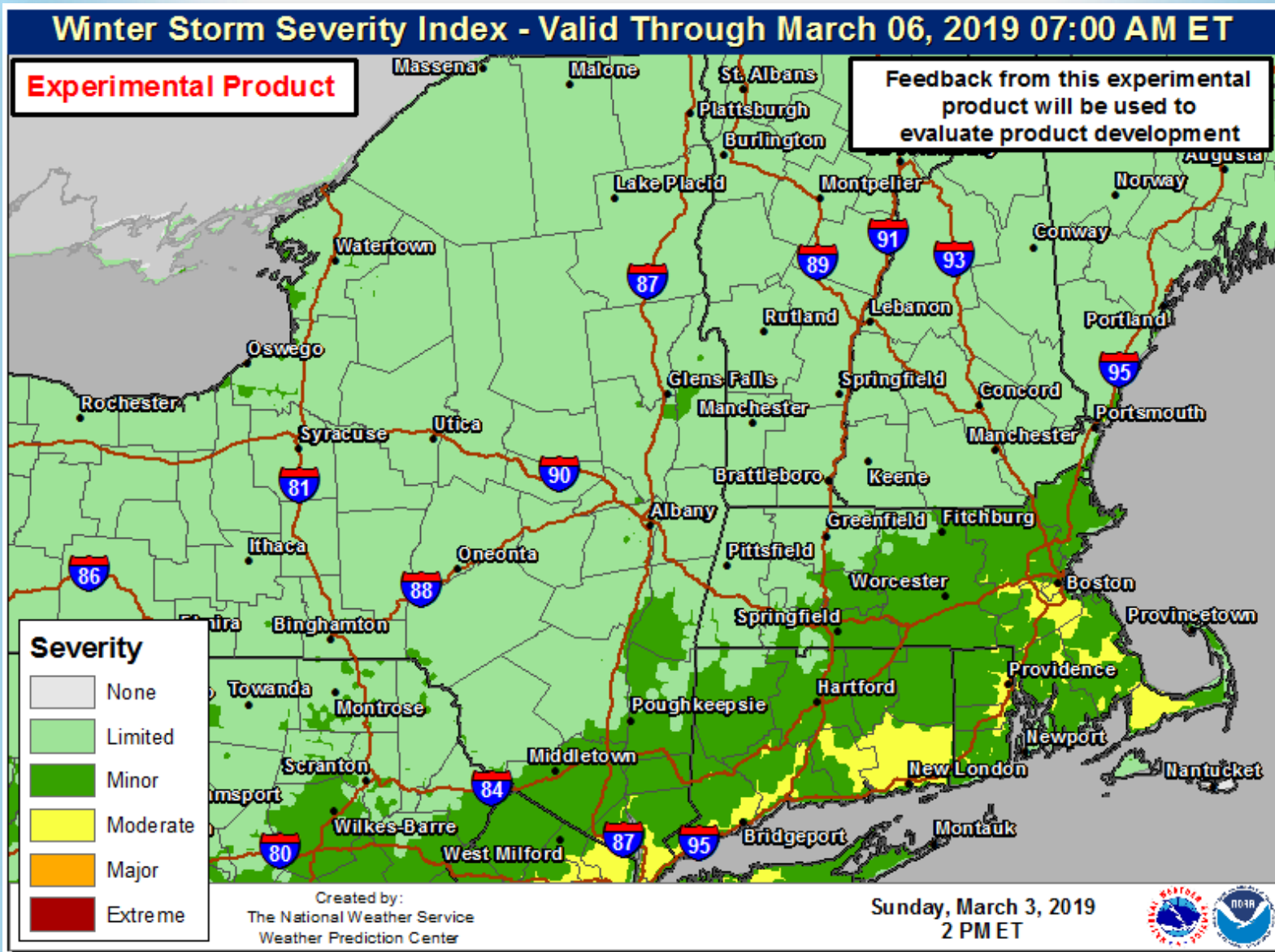
#### High End Amount - 1 in 10 Chance (10%) Of Higher Snowfall

Valid: 03/03/2019 03:00 PM - 03/04/2019 01:00 PM



[www.weather.gov/aly/winter](http://www.weather.gov/aly/winter)





## Event Summary – This Evening through Monday Morning

- ✓ Period of greatest impact: Late this evening through early Monday morning, possibly impacting the Monday morning commute

### Winter Storm Warning in effect until 10AM Monday:



- **WHERE:** Litchfield County in Connecticut and southern Berkshire County in Massachusetts
- **WHAT:** Moderate to heavy snow accumulating 4-8 inches. Snowfall rates up to one inch per hour are expected. Travel could be very difficult and the Monday morning commute could be impacted.

### Winter Weather Advisories in effect until Monday Morning:

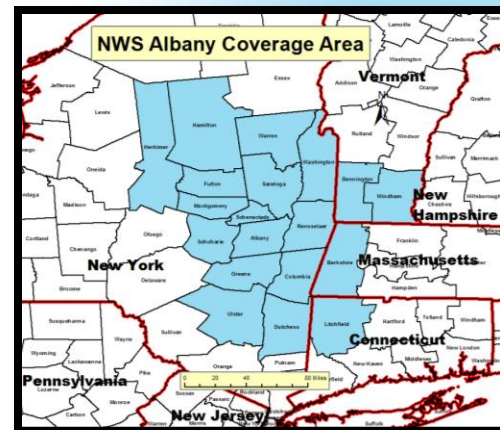


- **WHERE:** Northern Berkshires in MA, southern Vermont until 10AM Monday
- **WHERE:** Eastern Catskills, Mid-Hudson Valley, and Taconics until 7AM Monday
- **WHAT:** Light snow with periods of moderate snow accumulating 3-6 inches. Snowfall rates around a half inch per hour are expected. Plan on slippery road conditions and the Monday morning commute could be impacted.

# Contact and Next Briefing Information



**This is the last briefing for this storm (unless there are significant forecast changes)**



**Web:**

<http://weather.gov/aly>



**E-mail:**

[Alb.stormreport@noaa.gov](mailto:Alb.stormreport@noaa.gov)



**Facebook:**

[NWSAlbany](https://www.facebook.com/NWSAlbany)



**Twitter:**

[@NWSAlbany](https://twitter.com/NWSAlbany)



**YouTube:**

[NWSAlbany](https://www.youtube.com/NWSAlbany)

**Disclaimer:** The information contained within this briefing is time-sensitive, do not use after 10 am Monday, March 4, 2019.

