

Multi-Faceted Winter Storm Saturday Night – Sunday Night

National Weather Service

Decision Support Briefing # 1

Wednesday, January 16, 2019 3:37 PM






What Has Changed?

- ✓ First Slide Briefing
- ✓ No headlines yet
- ✓ Mix of heavy, wet snow, ice, heavy rain and very cold air to follow

Winter Weather Related Hazards



Main Points

Hazard		Impacts	Location	Timing
Heavy Wet Snow		Precipitation begins as heavy, wet snow. 2+ inch/hour rates.	All of Southern New England, except the extreme south coast.	10PM Saturday – Mid Morning Sunday for some. Some locations remain all snow through Sunday.
Freezing Rain/Sleet		A period of freezing rain and sleet with more than 0.5 inch ice accumulations possible.	Greatest ice accumulations across the central to northeast interior.	Sunday morning – afternoon.
Flash Freeze		Temperatures drop rapidly below freezing. Rain changes back to sleet or freezing rain. Wet surfaces freeze. Bitter cold by Sunday night.	All of Southern New England	Late Sunday afternoon – Sunday Night
Strong Winds		Some power outages, exacerbated by snow/ice.	Strongest across Rhode Island and Southeastern Massachusetts.	Sunday morning – Sunday afternoon.
Inland and Coastal Flooding		Heavy rain could lead to localized urban and some river flooding. Minor coastal flooding Sun morning high tide.	Mainly south and southeastern New England for Inland Flooding; East Coast for Coastal Flood	Inland Flood: Sunday – Sunday night Coastal Flood Sunday Morning

Summary of Greatest Impacts



Heavy Wet Snow: Most of Southern New England

None	Limited	Elevated	Significant	Extreme
------	---------	----------	-------------	---------



Freezing Rain/Sleet: Especially Interior Southern New England

None	Limited	Elevated	Significant	Extreme
------	---------	----------	-------------	---------



Flash Freeze: All of Southern New England

None	Limited	Elevated	Significant	Extreme
------	---------	----------	-------------	---------



Strong Winds: Strongest Southeastern New England

None	Limited	Elevated	Significant	Extreme
------	---------	----------	-------------	---------



Inland/Coastal Flooding: Inland = Interior Southern New England

None	Limited	Elevated	Significant	Extreme
------	---------	----------	-------------	---------



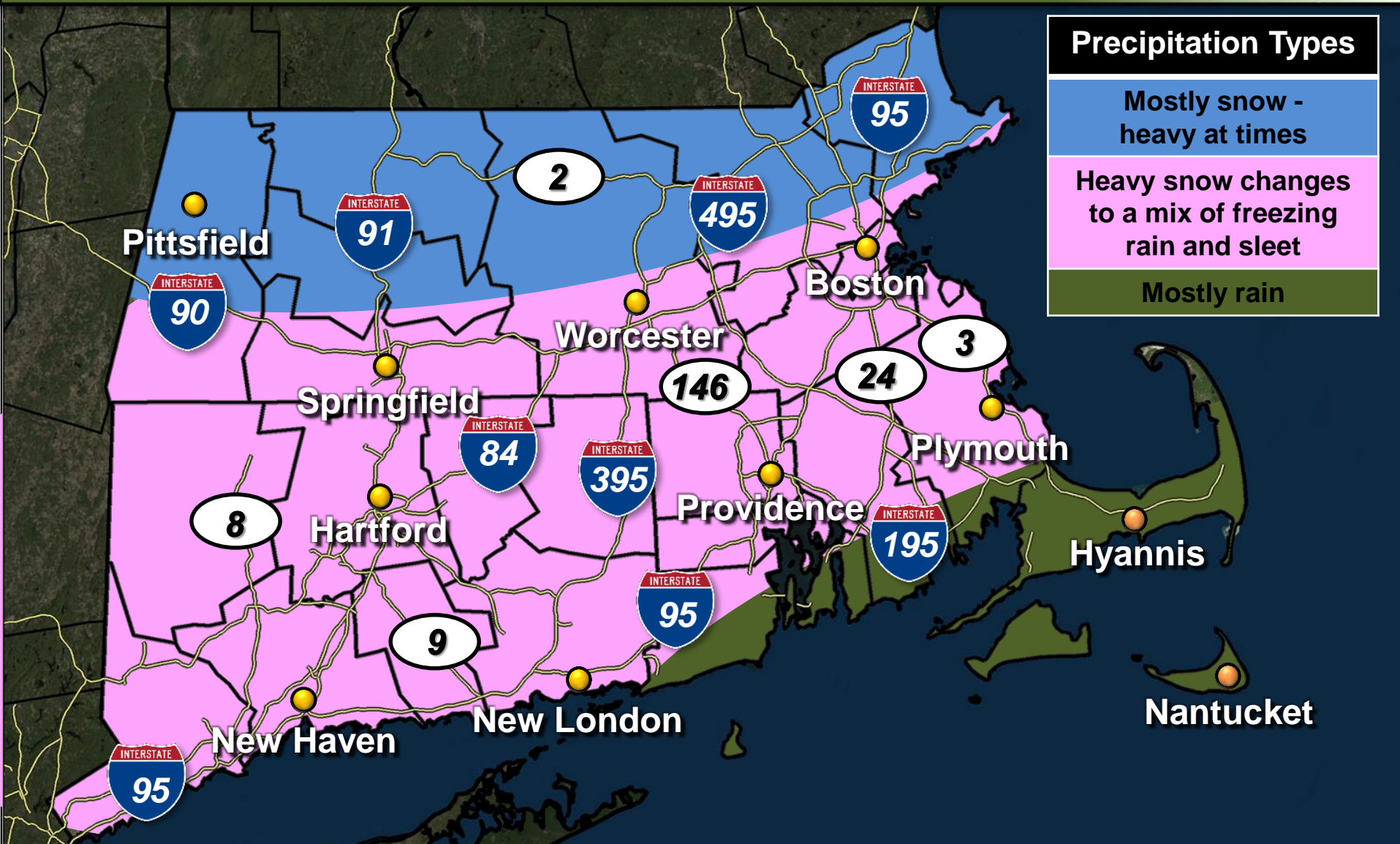
Precipitation types, note these are likely to shift...

Precipitation Types

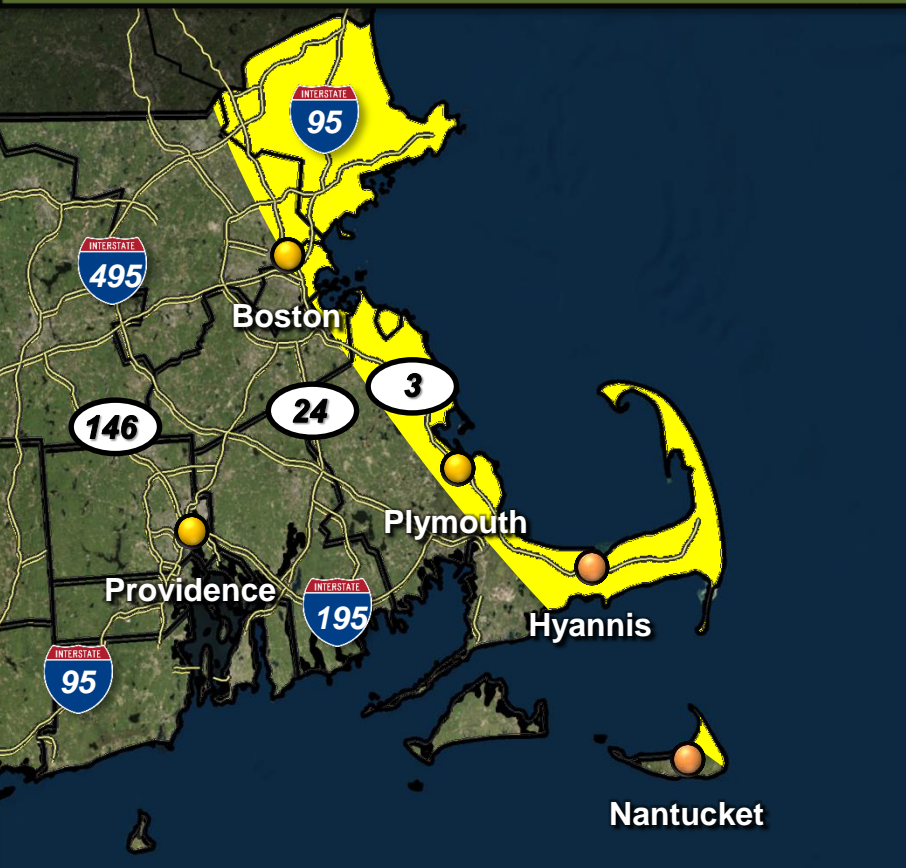
Mostly snow -
heavy at times

Heavy snow changes
to a mix of freezing
rain and sleet

Mostly rain



Coastal Flooding – Surge / Inundation – Sunday Morning High Tide



Minor Coastal Flooding

- Partial inundation within the flood zone, especially for low-lying areas.
- Vulnerable shore roads with up to a foot of water inundation possible. May be flooding of a few vulnerable basements.
- Some beach erosion with heavy surf.

Timing

- Impacts most likely with the Sunday morning high tide (about 10AM).

None
Minor
Moderate
Major
Extreme

	Storm Surge Threat	Potential Impacts from Storm Surge
Little to None	0 to 1 feet above ground	No immediate preparations needed. Little to no potential storm surge flooding impacts
Elevated	1 to 3 feet above ground	To be safe, prepare for the potential of limited storm surge flooding impacts
Moderate	3 to 6 feet above ground	To be safe, earnestly prepare for the potential of significant storm surge flooding impacts
High	6 to 9 feet above ground	To be safe, aggressively prepare for the potential of significant storm surge flooding impacts
Extreme	> 9 feet above ground	To be safe, aggressively prepare for the potential of devastating to catastrophic storm surge flooding impacts

Threat Event Summary

✓ **Confidence:** High confidence for a moderate-high impact event. Low confidence on exact details/timing.

✓ **What:**



Heavy wet snow with high snowfall rates.



Strong winds exacerbates power outage risk.



Freezing Rain/Sleet with some ice accumulation likely.



Some inland flooding with heavy rain. Coastal flooding with Sunday morning high tide. Will need to monitor for possible moderate coastal flooding.



Flash Freeze late Sunday and Sunday night. Bitter cold follows.

✓ **Where:** All of Southern New England

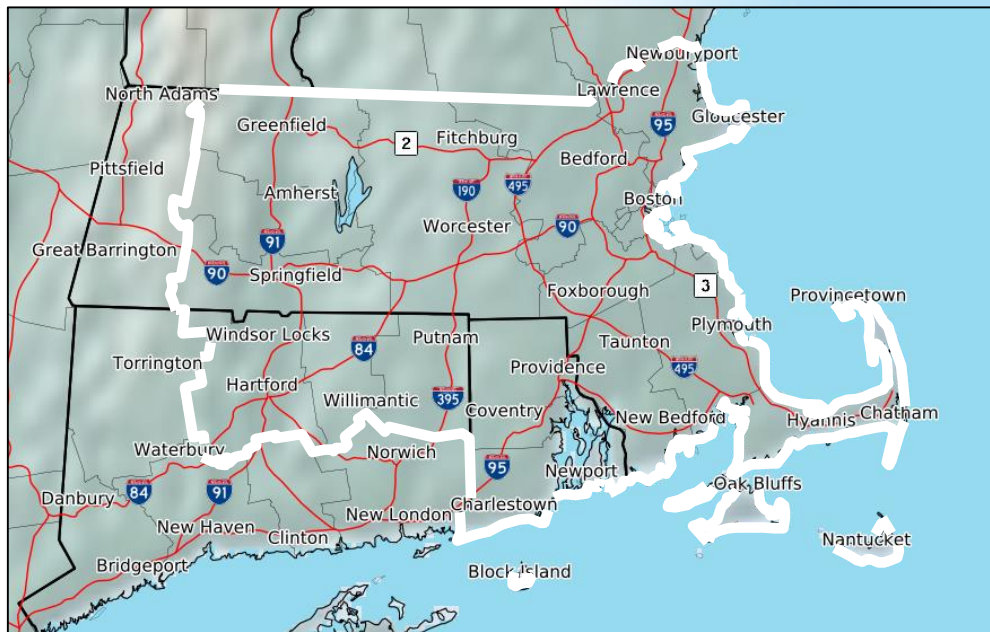
✓ **When:** Saturday Night – Sunday Night. Bitter cold follows early next week.

Contact and Next Briefing Information

Next Briefing

When: 5 am, Thursday, January 17th

Method: via email



www.weather.gov/boston



Phone (public):
508-622-3250



Facebook:

www.facebook.com/NWSBoston



Twitter:

www.twitter.com/NWSBoston

Disclaimer: The information contained within this briefing is time-sensitive,
do not use after 5 am, Thursday, January 17, 2018

